


Luminaire Photograph



Light Output Ratio:	75.5%	
Luminaire Power:	13.69 W	
SHR Nominal:	0.75	Calculated using the TM5
SHR Maximum:	0.85	fine grid method.

C Range: 0 - 360DEG
C Interval: 30.0DEG
Test Speed: HIGH
Temperature: 25.3 °C
Operators: zoe
Test Date: 2025-7-03

Range: 0 - 180DEG
Interval: 1.0DEG
Test System: EVERFINE GO-SPEX500_V1 SYSTEM V2.00.461
Humidity: 65.0%
Test Distance: 3.160m [K=1.0000]
Remarks: LAMP: BXRH-30G10T0-G-83 Ra:90
LENS: PM-1084C 50R
DRIVER: PUP20A-1WMC 600mA
30minutes warm-up

LUMINOUS INTENSITY DISTRIBUTION DIAGRAM

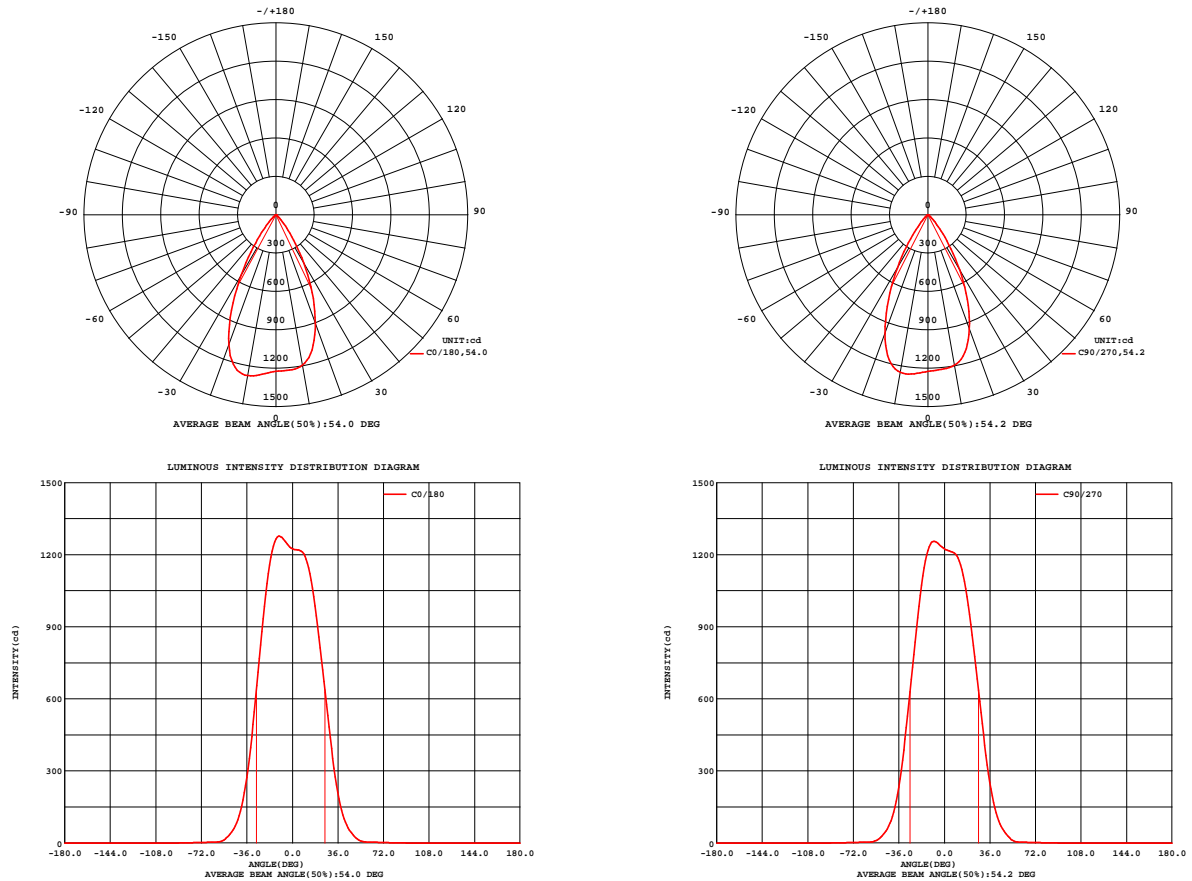


Fig. C0/C180

Fig. C90/C270

C Range: 0 - 360DEG
C Interval: 30.0DEG
Test Speed: HIGH
Temperature: 25.3 °C
Operators: zoe
Test Date: 2025-7-03

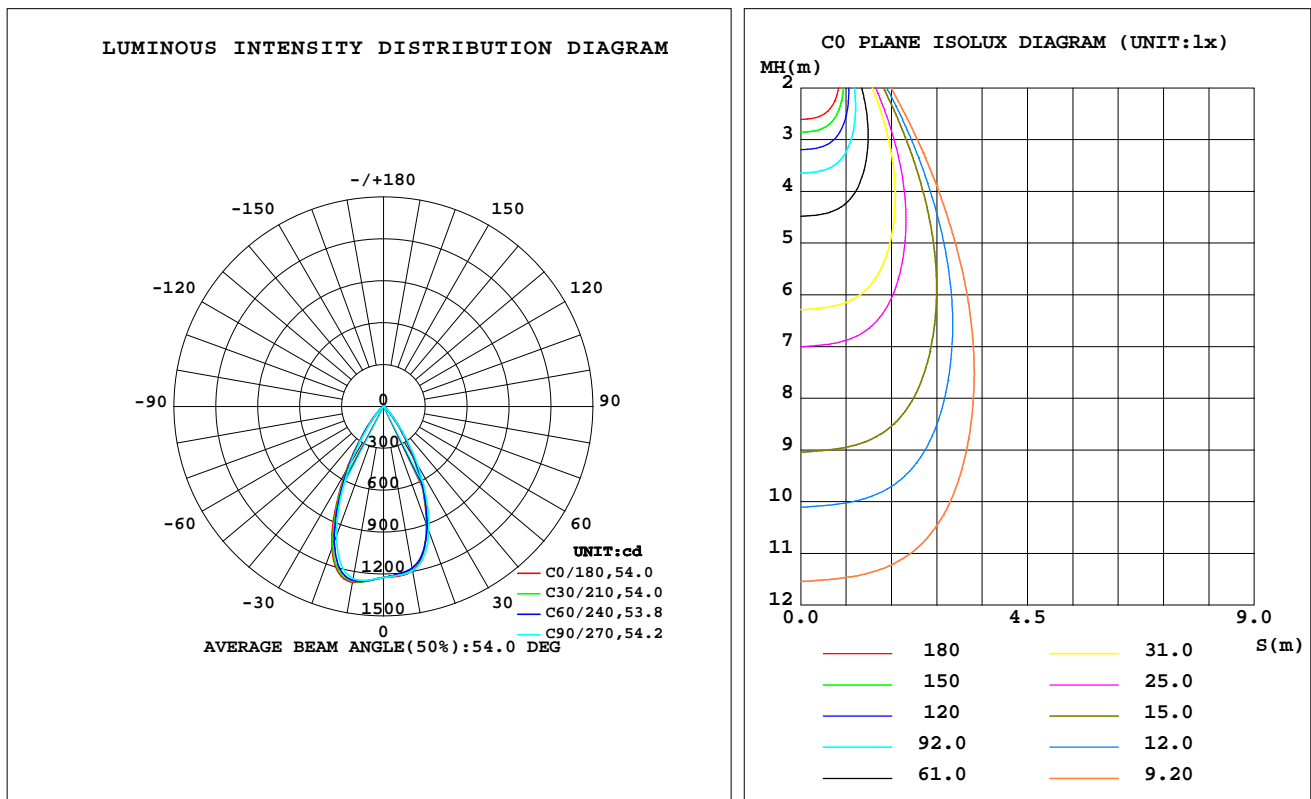
Range: 0 - 180DEG
Interval: 1.0DEG
Test System: EVERFINE GO-SPEX500_V1 SYSTEM V2.00.461
Humidity: 65.0%
Test Distance: 3.160m [K=1.0000]
Remarks: LAMP: BXRH-30G10T0-G-83 Ra: 90
LENS: PM-1084C 50R
DRIVER: PUP20A-1WMC 600mA

30minutes warm-up

LUMINAIRE PHOTOMETRIC TEST REPORT

Test:U:120.18V I:0.1148A P:13.690W PF:0.9908 Freq:59.98Hz Lamp Flux:1342.44x1 lm		
NAME: 2118.564-LEA-28-H0	TYPE:	WEIGHT:
SPEC.: 3000K	DIM.:	SERIAL No.: 2507030418
MFR.: RISE	SUR.: 0.001256m2	Shielding Angle:

DATA OF LAMP		PHOTOMETRIC DATA Eff: 74.06 lm/W			
MODEL	Brideglux	Imax(cd)	1277	S/MH(C0/180)	0.86
NOMINAL POWER(W)	13	LOR(%)	75.5	S/MH(C90/270)	0.82
RATED VOLTAGE(V)	120	TOTAL FLUX(lm)	1014.0	UP,DN(C0-180)	0.0,37.3
NOMINAL FLUX(lm)	1342.44	CIE CLASS	DIRECT	UP,DN(C180-360)	0.0,38.2
LAMPS INSIDE	1	up(%)	0.0	CIBSE SHR NOM	0.75
TEST VOLTAGE(V)	120	down(%)	75.5	CIBSE SHR MAX	0.85



C Range: 0 - 360DEG
C Interval: 30.0DEG
Test Speed: HIGH
Temperature:25.3℃
Operators:zoe
Test Date:2025-7-03

Range: 0 - 180DEG
Interval: 1.0DEG
Test System:EVERFINE GO-SPEX500_V1 SYSTEM V2.00.461
Humidity:65.0%
Test Distance:3.160m [K=1.0000]
Remarks: LAMP:BXRH-30G10T0-G-83 Ra:90
LENS:PM-1084C 50R
DRIVER:PUP20A-1WMC 600mA

30minutes warm-up

ZONAL FLUX DIAGRAM

ZONAL FLUX DIAGRAM:

	C0	C45	C90	C135	C180	C225	C270	C315		zone	total	%lum,lamp
10	1193	1177	1195	1249	1277	1267	1251	1223	0- 10	117.7	117.7	11.6,8.76
20	902.1	909.6	950.1	1033	1080	1047	985.4	928.8	10- 20	318.7	436.3	43,32.5
30	438.1	458.9	496.3	529.0	546.1	517.0	479.6	444.8	20- 30	333.8	770.1	76,57.4
40	116.8	129.1	145.7	153.6	154.3	143.9	128.1	115.7	30- 40	176.6	946.7	93.4,70.5
50	22.13	26.19	29.40	30.90	31.73	28.56	24.30	22.10	40- 50	52.51	999.2	98.5,74.4
60	3.556	3.556	3.297	3.629	3.793	3.667	3.536	3.564	50- 60	9.477	1009	99.5,75.1
70	2.313	2.336	2.120	2.441	2.441	2.403	2.389	2.424	60- 70	2.912	1012	99.8,75.4
80	0.9594	0.9718	0.8786	1.134	1.120	1.090	1.078	1.102	70- 80	1.784	1013	99.9,75.5
90	0	0	0	0	0	0	0	0	80- 90	0.5573	1014	100,75.5
100	0	0	0	0	0	0	0	0	90-100	0	1014	100,75.5
110	0	0	0	0	0	0	0	0	100-110	0	1014	100,75.5
120	0	0	0	0	0	0	0	0	110-120	0	1014	100,75.5
130	0	0	0	0	0	0	0	0	120-130	0	1014	100,75.5
140	0	0	0	0	0	0	0	0	130-140	0	1014	100,75.5
150	0	0	0	0	0	0	0	0	140-150	0	1014	100,75.5
160	0	0	0	0	0	0	0	0	150-160	0	1014	100,75.5
170	0	0	0	0	0	0	0	0	160-170	0	1014	100,75.5
180	0	0	0	0	0	0	0	0	170-180	0	1014	100,75.5
DEG	LUMINOUS INTENSITY:cd									UNIT:lm		

C Range: 0 - 360DEG
C Interval: 30.0DEG
Test Speed: HIGH
Temperature:25.3℃
Operators:zoe
Test Date:2025-7-03

Range: 0 - 180DEG
Interval: 1.0DEG
Test System:EVERFINE GO-SPEX500_V1 SYSTEM V2.00.461
Humidity:65.0%
Test Distance:3.160m [K=1.0000]
Remarks: LAMP:BXRH-30G10T0-G-83 Ra:90
LENS:PM-1084C 50R
DRIVER:PUP20A-1WMC 600mA

30minutes warm-up

LUMINANCE LIMITATION CURVES

Test:U:120.18V I:0.1148A P:13.690W PF:0.9908 Freq:59.98Hz
Lamp Flux:1342.44x1 lm

NAME: 2118.564-LEA-28-H0

TYPE:

WEIGHT:

SPEC.: 3000K

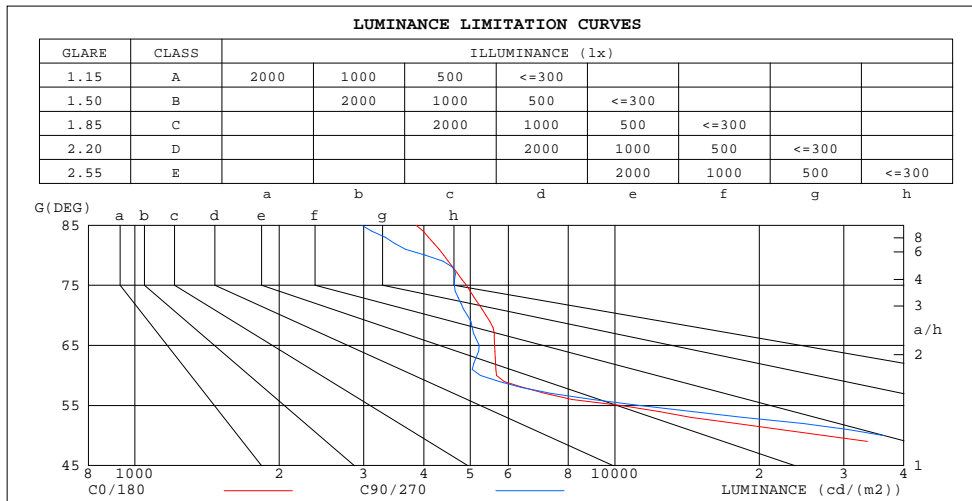
DIM.:

SERIAL No.: 2507030418

MFR.: RISE

SUR.: 0.001256m2

Shielding Angle:



LUMINANCE cd/(m2)		
G(180)	C0/180	C90/270
85	3857	2970
80	4404	4027
75	4910	4628
70	5390	4934
65	5614	5221
60	5669	5247
55	10330	11319
50	27443	36401
45	61382	77360

C Range: 0 - 360DEG
C Interval: 30.0DEG
Test Speed: HIGH
Temperature:25.3℃
Operators:zoe
Test Date:2025-7-03

Range: 0 - 180DEG
Interval: 1.0DEG
Test System:EVERFINE GO-SPEX500_V1 SYSTEM V2.00.461
Humidity:65.0%
Test Distance:3.160m [K=1.0000]
Remarks: LAMP:BXRH-30G10T0-G-83 Ra:90
LENS:PM-1084C 50R
DRIVER:PUP20A-1WMC 600mA

30minutes warm-up

CU AND LUMINAIRE BUDGETARY ESTIMATE DIAGRAM

Test:U:120.18V I:0.1148A P:13.690W PF:0.9908 Freq:59.98Hz
Lamp Flux:1342.44x1 lm

NAME: 2118.564-LEA-28-H0

TYPE:

WEIGHT:

SPEC.: 3000K

DIM.:

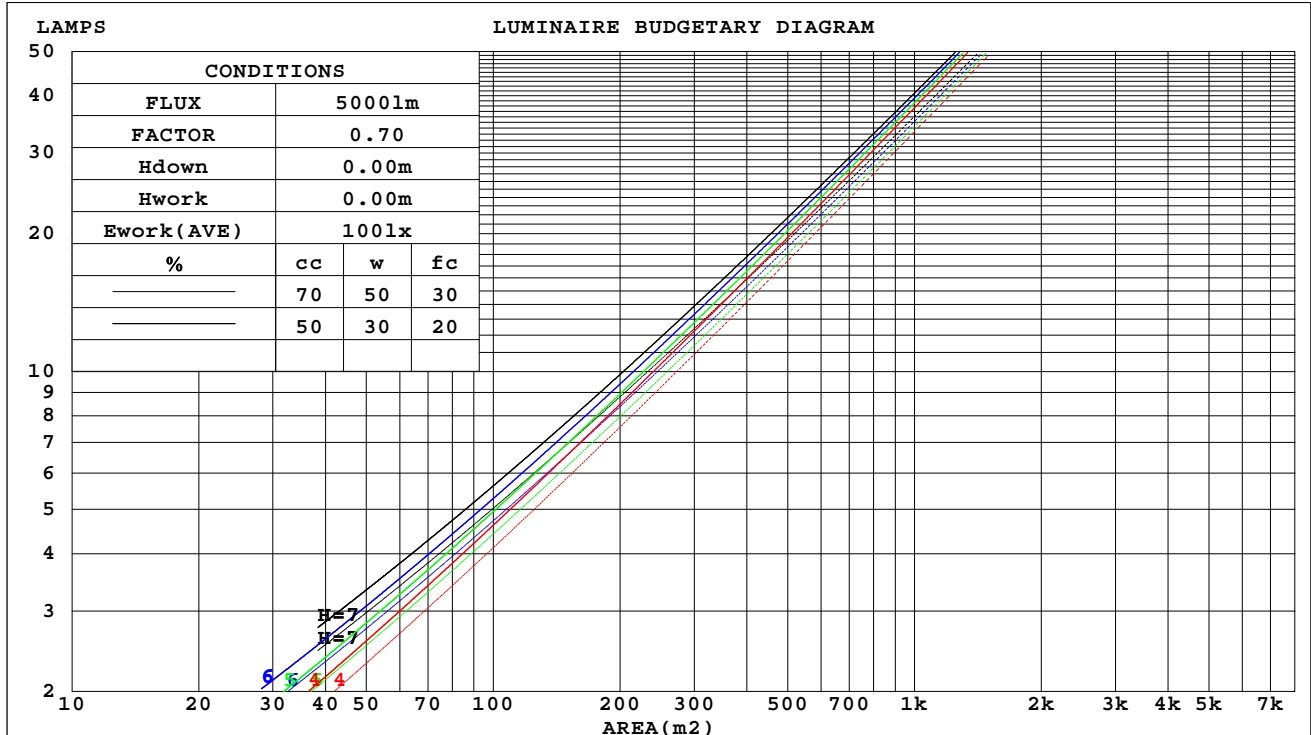
SERIAL No.: 2507030418

MFR.: RISE

SUR.: 0.001256m2

Shielding Angle:

cc	80%			70%			50%			30%			10%			0
w	50%	30%	10%	50%	30%	10%	50%	30%	10%	50%	30%	10%	50%	30%	10%	0
fc	20%			20%			20%			20%			20%			0
RCR	RCR:Room Cavity Ratio															



C Range: 0 - 360DEG
C Interval: 30.0DEG
Test Speed: HIGH
Temperature:25.3℃
Operators:zoe
Test Date:2025-7-03

Range: 0 - 180DEG
Interval: 1.0DEG
Test System:EVERFINE GO-SPEX500_V1 SYSTEM V2.00.461
Humidity:65.0%
Test Distance:3.160m [K=1.0000]
Remarks: LAMP:BXRH-30G10T0-G-83 Ra:90
LENS:PM-1084C 50R
DRIVER:PUP20A-1WMC 600mA

30minutes warm-up

WEC AND CCEC

Test:U:120.18V I:0.1148A P:13.690W PF:0.9908 Freq:59.98Hz Lamp Flux:1342.44x1 lm		
NAME: 2118.564-LEA-28-H0	TYPE:	WEIGHT:
SPEC.: 3000K	DIM.:	SERIAL No.: 2507030418
MFR.: RISE	SUR.: 0.001256m2	Shielding Angle:

cc	80%			70%			50%			30%			10%			0
w	50%	30%	10%	50%	30%	10%	50%	30%	10%	50%	30%	10%	50%	30%	10%	0
fc	20%			20%			20%			20%			20%			0
RCR	RCR:Room Cavity Ratio						Wall Exitance Coefficients(WEC)									
0.0																
1.0	.131	.075	.024	.126	.072	.023	.117	.067	.021	.108	.062	.020	.100	.058	.019	
2.0	.125	.069	.021	.121	.067	.021	.113	.063	.020	.106	.059	.019	.099	.056	.018	
3.0	.119	.063	.019	.116	.062	.019	.109	.059	.018	.103	.056	.017	.097	.054	.017	
4.0	.114	.059	.017	.110	.058	.017	.105	.055	.017	.099	.053	.016	.094	.051	.016	
5.0	.108	.055	.016	.106	.054	.016	.100	.052	.015	.096	.050	.015	.091	.049	.015	
6.0	.103	.052	.015	.101	.051	.015	.096	.049	.014	.092	.048	.014	.088	.047	.014	
7.0	.099	.049	.014	.097	.048	.014	.093	.047	.014	.089	.046	.013	.086	.044	.013	
8.0	.095	.046	.013	.093	.046	.013	.089	.045	.013	.086	.044	.013	.083	.042	.012	
9.0	.091	.044	.012	.089	.043	.012	.086	.042	.012	.083	.042	.012	.080	.041	.012	
10.0	.087	.042	.012	.086	.041	.012	.083	.041	.011	.080	.040	.011	.078	.039	.011	

cc	80%			70%			50%			30%			10%			0
w	50%	30%	10%	50%	30%	10%	50%	30%	10%	50%	30%	10%	50%	30%	10%	0
fc	20%			20%			20%			20%			20%			0
RCR	RCR:Room Cavity Ratio			Ceiling Cavity Exitance Coefficients(CCEC)												
0.0	.144	.144	.144	.123	.123	.123	.084	.084	.084	.048	.048	.048	.015	.015	.015	
1.0	.129	.119	.110	.110	.102	.094	.076	.070	.065	.043	.041	.038	.014	.013	.012	
2.0	.117	.100	.086	.101	.086	.074	.069	.060	.052	.040	.035	.030	.013	.011	.010	
3.0	.108	.086	.068	.093	.074	.059	.064	.051	.041	.037	.030	.024	.012	.010	.008	
4.0	.100	.075	.055	.086	.064	.048	.059	.045	.034	.034	.026	.020	.011	.009	.007	
5.0	.093	.066	.045	.080	.057	.040	.055	.040	.028	.032	.023	.017	.010	.008	.005	
6.0	.088	.059	.038	.075	.051	.033	.052	.036	.023	.030	.021	.014	.010	.007	.005	
7.0	.083	.053	.032	.071	.046	.028	.049	.032	.020	.029	.019	.012	.009	.006	.004	
8.0	.079	.048	.027	.068	.042	.024	.047	.029	.017	.027	.017	.010	.009	.006	.003	
9.0	.075	.044	.024	.064	.039	.021	.045	.027	.015	.026	.016	.009	.008	.005	.003	
10.0	.071	.041	.021	.061	.036	.018	.043	.025	.013	.025	.015	.008	.008	.005	.003	

C Range: 0 - 360DEG
C Interval: 30.0DEG
Test Speed: HIGH
Temperature:25.3℃
Operators:zoe
Test Date:2025-7-03

Range: 0 - 180DEG
Interval: 1.0DEG
Test System:EVERFINE GO-SPEX500_V1 SYSTEM V2.00.461
Humidity:65.0%
Test Distance:3.160m [K=1.0000]
Remarks: LAMP:BXRH-30G10T0-G-83 Ra:90
LENS:PM-1084C 50R
DRIVER:PUP20A-1WMC 600mA

30minutes warm-up

UGR(Unified Glare Rating) Table

Test:U:120.18V I:0.1148A P:13.690W PF:0.9908 Freq:59.98Hz Lamp Flux:1342.44x1 lm										
NAME: 2118.564-LEA-28-H0					TYPE:			WEIGHT:		
SPEC.: 3000K					DIM.:			SERIAL No.: 2507030418		
MFR.: RISE					SUR.: 0.001256m2			Shielding Angle:		
ceiling/cavity	0.7	0.7	0.5	0.5	0.3	0.7	0.7	0.5	0.5	0.3
walls	0.5	0.3	0.5	0.3	0.3	0.5	0.3	0.5	0.3	0.3
working plane	0.2	0.2	0.2	0.2	0.2	0.2	0.2	0.2	0.2	0.2
Room dimensions	Viewed crosswise					Viewed endwise				
x = 2H y = 2H	21.0	21.9	21.2	22.1	22.2	21.6	22.5	21.8	22.7	22.8
3H	20.8	21.7	21.1	21.9	22.1	21.4	22.3	21.7	22.5	22.7
4H	20.8	21.6	21.0	21.8	22.0	21.4	22.2	21.6	22.4	22.6
6H	20.7	21.4	21.0	21.7	21.9	21.3	22.0	21.6	22.3	22.5
8H	20.6	21.4	21.0	21.6	21.9	21.2	21.9	21.5	22.2	22.5
12H	20.6	21.3	20.9	21.6	21.8	21.2	21.9	21.5	22.1	22.4
4H 2H	20.7	21.5	21.0	21.8	22.0	21.3	22.1	21.6	22.4	22.6
3H	20.6	21.3	20.9	21.6	21.8	21.2	21.9	21.5	22.1	22.4
4H	20.5	21.2	20.9	21.4	21.8	21.1	21.7	21.5	22.0	22.3
6H	20.5	21.0	20.8	21.3	21.7	21.0	21.6	21.4	21.9	22.3
8H	20.4	20.9	20.8	21.3	21.6	21.0	21.5	21.4	21.8	22.2
12H	20.4	20.8	20.8	21.2	21.6	20.9	21.4	21.3	21.8	22.2
8H 4H	20.4	20.9	20.8	21.3	21.6	21.0	21.5	21.4	21.8	22.2
6H	20.3	20.7	20.7	21.1	21.5	20.9	21.3	21.3	21.7	22.1
8H	20.3	20.6	20.7	21.1	21.5	20.8	21.2	21.3	21.6	22.1
12H	20.2	20.5	20.7	21.0	21.5	20.8	21.1	21.3	21.6	22.0
12H 4H	20.3	20.8	20.8	21.2	21.6	20.9	21.4	21.3	21.8	22.1
6H	20.3	20.6	20.7	21.1	21.5	20.8	21.2	21.3	21.6	22.1
8H	20.2	20.5	20.7	21.0	21.5	20.8	21.1	21.3	21.6	22.0
Variations with the observer position at spacings(CIE Pub.117):										
S = 1.0H	+ 3.0 / - 9.8					+ 3.5 / -10.7				
1.5H	+ 5.0 / - 9.1					+ 5.5 / - 9.5				
2.0H	+ 6.0 / - 5.6					+ 6.6 / - 7.0				

CIE Pub.117, 1342 lm Total Lamp Luminous Flux Correct (8log(F/F0) = 1.0)
Area: 0.001256 m2

C Range: 0 - 360DEG
C Interval: 30.0DEG
Test Speed: HIGH
Temperature:25.3℃
Operators:zoe
Test Date:2025-7-03

Range: 0 - 180DEG
Interval: 1.0DEG
Test System:EVERFINE GO-SPEX500_V1 SYSTEM V2.00.461
Humidity:65.0%
Test Distance:3.160m [K=1.0000]
Remarks: LAMP:BXRH-30G10T0-G-83 Ra:90
LENS:PM-1084C 50R
DRIVER:PUP20A-1WMC 600mA

30minutes warm-up

UTILIZATION FACTORS TABLE

Test:U:120.18V I:0.1148A P:13.690W PF:0.9908 Freq:59.98Hz Lamp Flux:1342.44x1 lm		
NAME: 2118.564-LEA-28-H0	TYPE:	WEIGHT:
SPEC.: 3000K	DIM.:	SERIAL No.: 2507030418
MFR.: RISE	SUR.: 0.001256m2	Shielding Angle:

REFLECTANCE										
Ceiling	0.8	0.8	0.8	0.7	0.7	0.7	0.5	0.5	0.5	0
Walls	0.7	0.5	0.3	0.7	0.5	0.3	0.7	0.5	0.3	0
Working plane	0.2	0.2	0.2	0.2	0.2	0.2	0.2	0.2	0.2	0
ROOM INDEX	UTILIZATION FACTORS(PERCENT) $k(RI) \times RCR = 5$									
k = 0.60	66	61	58	66	61	58	65	61	58	55
0.80	72	67	64	71	67	64	70	67	64	61
1.00	75	71	68	74	71	68	73	70	68	65
1.25	78	74	72	77	74	71	76	73	71	68
1.50	80	77	74	79	76	74	78	75	73	70
2.00	82	79	77	81	78	76	79	77	75	71
2.50	83	81	78	82	80	78	80	78	76	72
3.00	84	82	80	83	81	79	81	79	77	73
4.00	86	84	82	84	83	81	82	80	79	74
5.00	87	85	84	85	84	83	82	81	80	75
ROOM INDEX	UF(total)									Direct
According to DIN EN 13032-2 2004			Suspended					SHRNOM = 1.25		

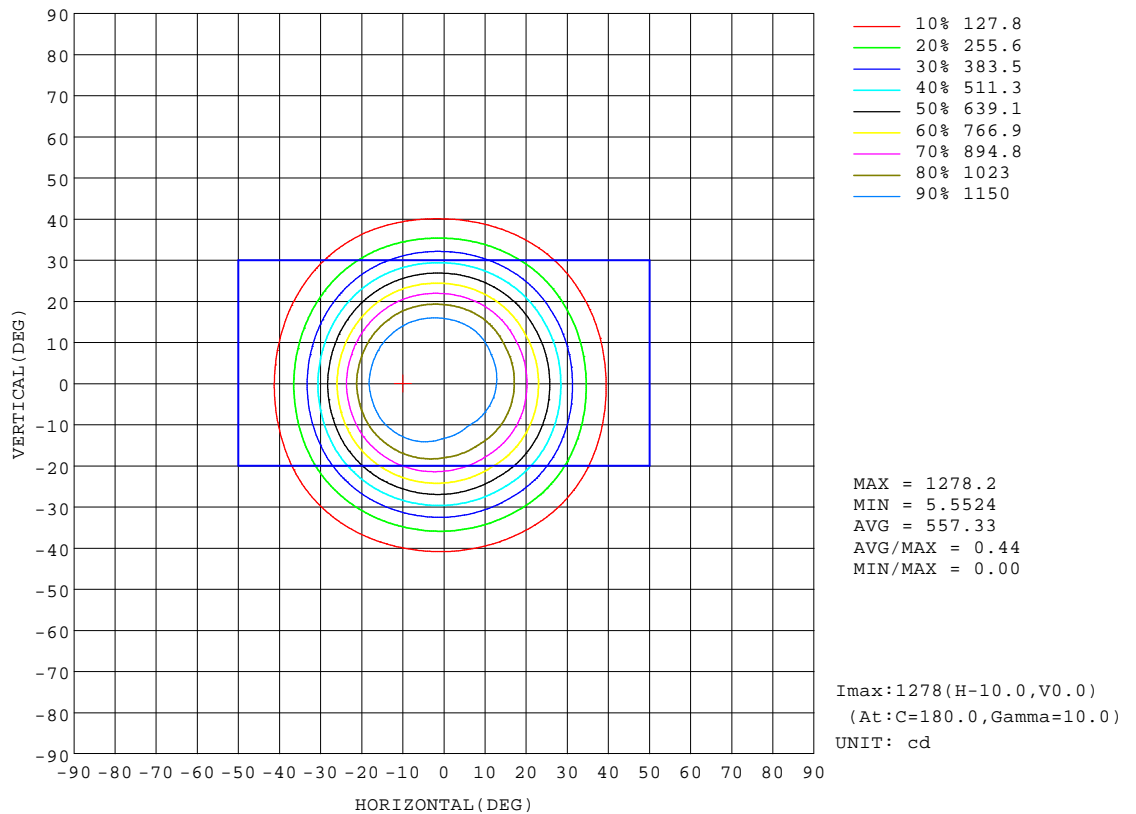
C Range: 0 - 360DEG
C Interval: 30.0DEG
Test Speed: HIGH
Temperature:25.3℃
Operators:zoe
Test Date:2025-7-03

Range: 0 - 180DEG
Interval: 1.0DEG
Test System:EVERFINE GO-SPEX500_V1 SYSTEM V2.00.461
Humidity:65.0%
Test Distance:3.160m [K=1.0000]
Remarks: LAMP:BXRH-30G10T0-G-83 Ra:90
LENS:PM-1084C 50R
DRIVER:PUP20A-1WMC 600mA

30minutes warm-up

ISOCANDELA DIAGRAM

Test:U:120.18V I:0.1148A P:13.690W PF:0.9908 Freq:59.98Hz Lamp Flux:1342.44x1 lm		
NAME: 2118.564-LEA-28-H0	TYPE:	WEIGHT:
SPEC.: 3000K	DIM.:	SERIAL No.: 2507030418
MFR.: RISE	SUR.: 0.001256m2	Shielding Angle:



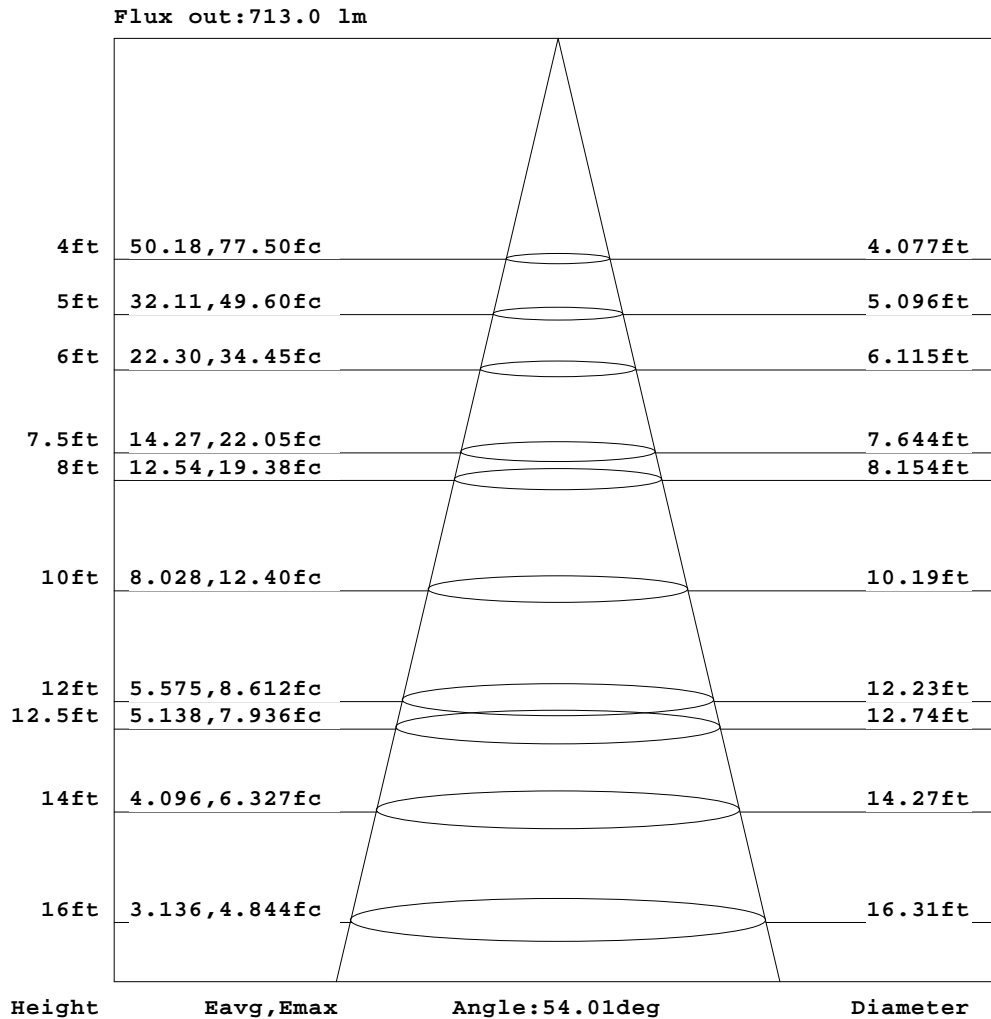
C Range: 0 - 360DEG
C Interval: 30.0DEG
Test Speed: HIGH
Temperature:25.3℃
Operators:zoe
Test Date:2025-7-03

Range: 0 - 180DEG
Interval: 1.0DEG
Test System:EVERFINE GO-SPEX500_V1 SYSTEM V2.00.461
Humidity:65.0%
Test Distance:3.160m [K=1.0000]
Remarks: LAMP:BXRH-30G10T0-G-83 Ra:90
LENS:PM-1084C 50R
DRIVER:PUP20A-1WMC 600mA

30minutes warm-up

AAI Figure

Test:U:120.18V I:0.1148A P:13.690W PF:0.9908 Freq:59.98Hz Lamp Flux:1342.44x1 lm		
NAME: 2118.564-LEA-28-H0	TYPE:	WEIGHT:
SPEC.: 3000K	DIM.:	SERIAL No.: 2507030418
MFR.: RISE	SUR.: 0.001256m2	Shielding Angle:



Note: The Curves indicate the illuminated area and the average illumination when the luminaire is at different distance.

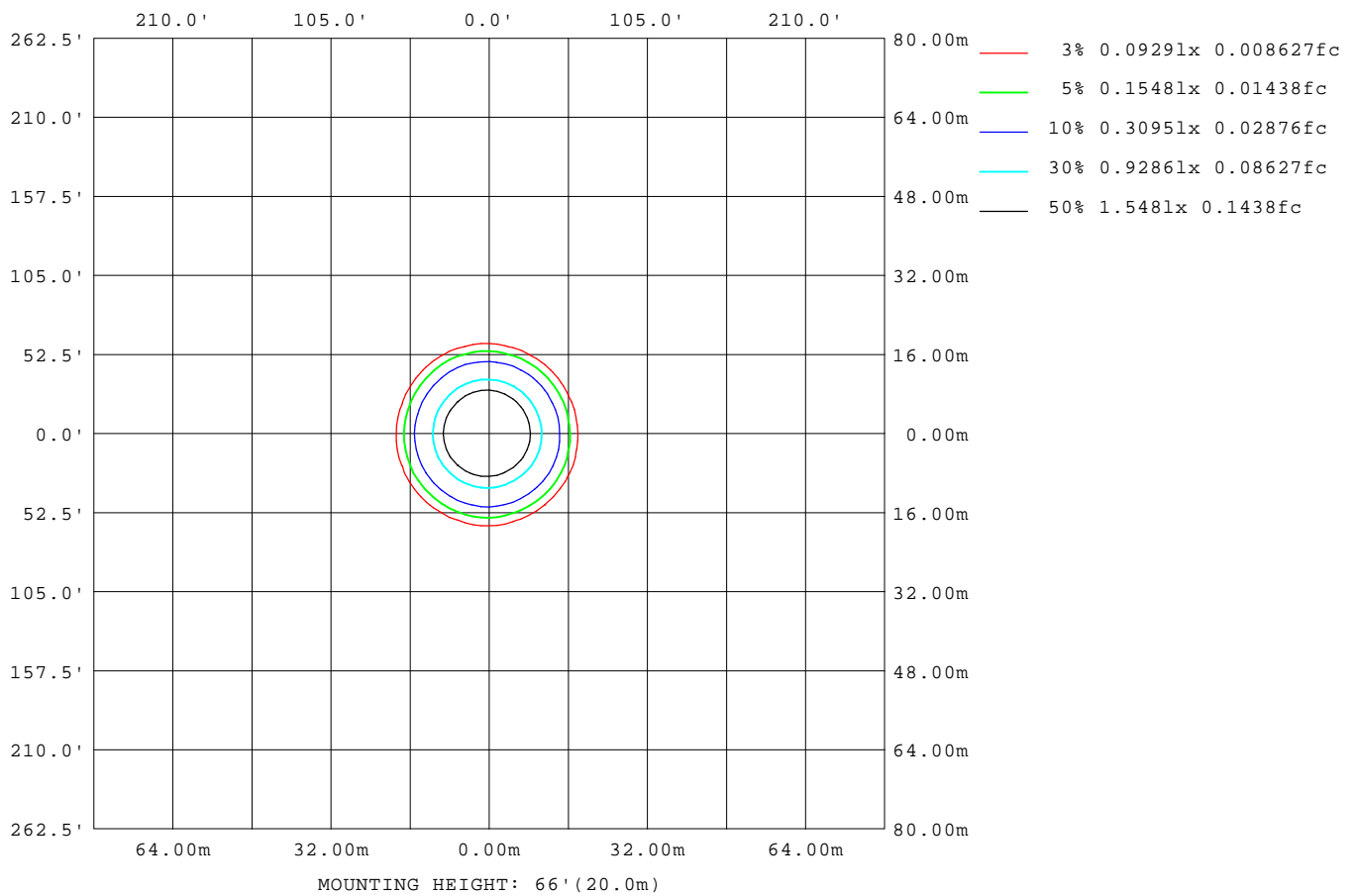
C Range: 0 - 360DEG
C Interval: 30.0DEG
Test Speed: HIGH
Temperature: 25.3°C
Operators: zoe
Test Date: 2025-7-03

Range: 0 - 180DEG
Interval: 1.0DEG
Test System: EVERFINE GO-SPEX500_V1 SYSTEM V2.00.461
Humidity: 65.0%
Test Distance: 3.160m [K=1.0000]
Remarks: LAMP: BXRH-30G10T0-G-83 Ra: 90
LENS: PM-1084C 50R
DRIVER: PUP20A-1WMC 600mA

30minutes warm-up

ISOLUX DIAGRAM

Test:U:120.18V I:0.1148A P:13.690W PF:0.9908 Freq:59.98Hz Lamp Flux:1342.44x1 lm		
NAME: 2118.564-LEA-28-H0	TYPE:	WEIGHT:
SPEC.: 3000K	DIM.:	SERIAL No.: 2507030418
MFR.: RISE	SUR.: 0.001256m2	Shielding Angle:



C Range: 0 - 360DEG
C Interval: 30.0DEG
Test Speed: HIGH
Temperature:25.3℃
Operators:zoe
Test Date:2025-7-03

Range: 0 - 180DEG
Interval: 1.0DEG
Test System:EVERFINE GO-SPEX500_V1 SYSTEM V2.00.461
Humidity:65.0%
Test Distance:3.160m [K=1.0000]
Remarks: LAMP:BXRH-30G10T0-G-83 Ra:90
LENS:PM-1084C 50R
DRIVER:PUP20A-1WMC 600mA

30minutes warm-up

LED Avg.L Report

Test:U:120.18V I:0.1148A P:13.690W PF:0.9908 Freq:59.98Hz Lamp Flux:1342.44x1 lm		
NAME: 2118.564-LEA-28-H0	TYPE:	WEIGHT:
SPEC.: 3000K	DIM.:	SERIAL No.: 2507030418
MFR.: RISE	SUR.: 0.001256m2	Shielding Angle:

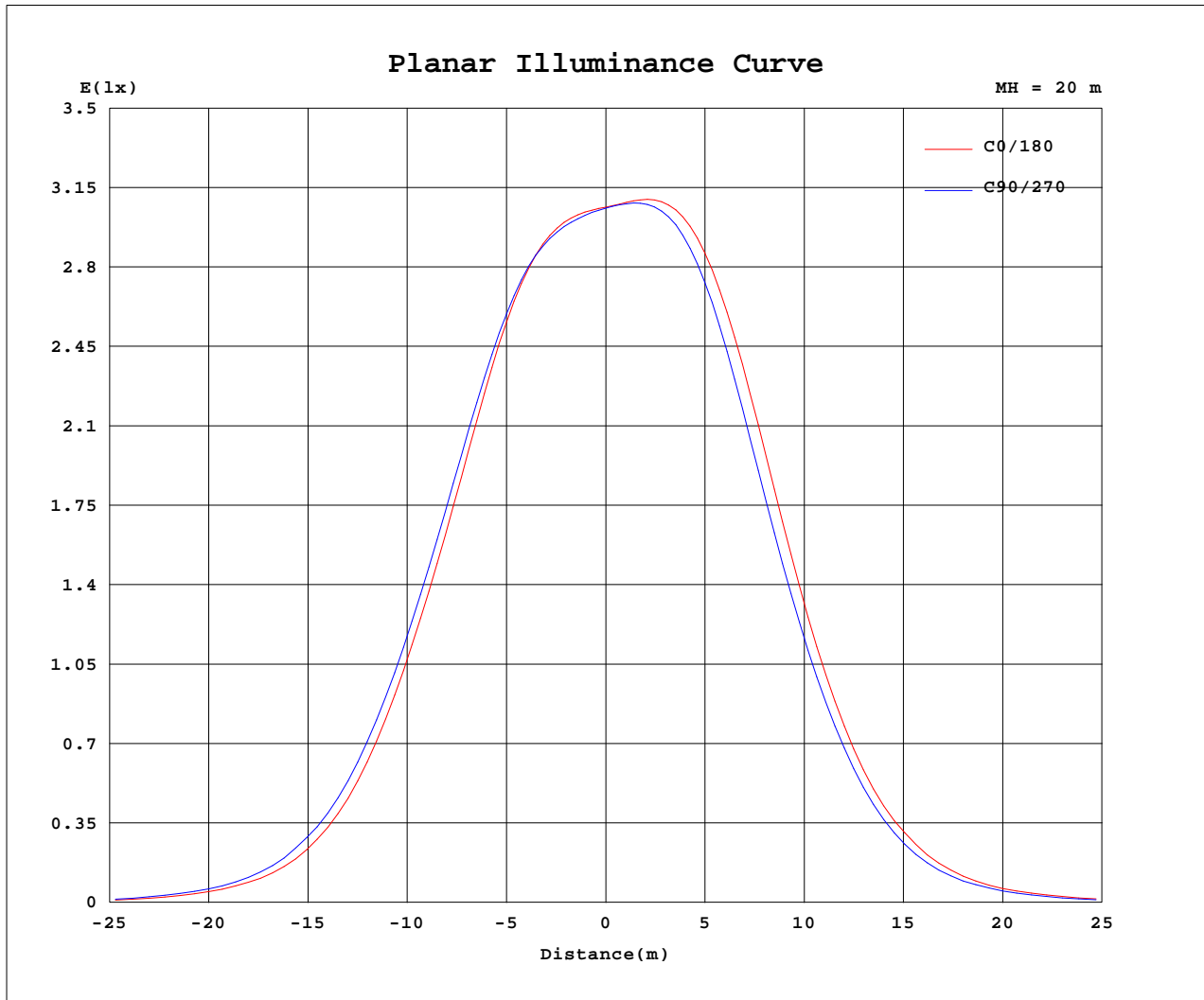
AvgL	cd/m2
L_0~180(65)av	5579
L_0~180(75)av	5123
L_0~180(85)av	4587
L_90~270(65)av	5391
L_90~270(75)av	4917
L_90~270(85)av	3989
L_45(65)av	5592
L_45(75)av	5260
L_45(85)av	4662

Standard: GB/T 29293-2012

C Range: 0 - 360DEG
C Interval: 30.0DEG
Test Speed: HIGH
Temperature:25.3℃
Operators:zoe
Test Date:2025-7-03

Range: 0 - 180DEG
Interval: 1.0DEG
Test System:EVERFINE GO-SPEX500_V1 SYSTEM V2.00.461
Humidity:65.0%
Test Distance:3.160m [K=1.0000]
Remarks: LAMP:BXRH-30G10T0-G-83 Ra:90
LENS:PM-1084C 50R
DRIVER:PUP20A-1WMC 600mA
30minutes warm-up

Planar Illuminance Curve



C Range: 0 - 360DEG
 C Interval: 30.0DEG
 Test Speed: HIGH
 Temperature: 25.3 °C
 Operators: zoe
 Test Date: 2025-7-03

Range: 0 - 180DEG
 Interval: 1.0DEG
 Test System: EVERFINE GO-SPEX500_V1 SYSTEM V2.00.461
 Humidity: 65.0%
 Test Distance: 3.160m [K=1.0000]
 Remarks: LAMP: BXRH-30G10T0-G-83 Ra:90
 LENS: PM-1084C 50R
 DRIVER: PUP20A-1WMC 600mA

30minutes warm-up



LUMINOUS DISTRIBUTION INTENSITY DATA

Test:U:120.18V I:0.1148A P:13.690W PF:0.9908 Freq:59.98Hz Lamp Flux:1342.44x1 lm		
NAME: 2118.564-LEA-28-H0	TYPE:	WEIGHT:
SPEC.: 3000K	DIM.:	SERIAL No.: 2507030418
MFR.: RISE	SUR.: 0.001256m2	Shielding Angle:

Table--1

UNIT: cd

C(DEG) (DEG)	0	30	60	90	120	150	180	210	240	270	300	330						
0	1224	1224	1224	1224	1224	1224	1224	1224	1224	1224	1224	1224						
5	1219	1208	1206	1213	1229	1243	1251	1253	1250	1247	1241	1230						
10	1193	1179	1175	1195	1232	1266	1277	1271	1264	1251	1235	1212						
15	1093	1088	1085	1115	1170	1219	1236	1224	1206	1174	1148	1106						
20	902	908	912	950	1007	1058	1080	1062	1032	985	949	908						
25	672	683	690	730	768	807	824	800	773	732	700	671						
30	438	455	463	496	518	540	546	526	508	480	455	435						
35	241	257	265	288	298	310	310	297	287	267	249	237						
40	117	126	132	146	150	157	154	146	142	128	119	113						
45	54.5	58.9	62.4	68.7	70.8	73.4	70.7	66.4	64.4	58.3	54.1	51.6						
50	22.1	25.6	26.8	29.4	28.8	33.0	31.7	29.1	28.1	24.3	23.3	21.0						
55	7.43	7.51	8.65	8.16	9.04	10.1	9.83	10.1	9.10	8.08	7.21	7.26						
60	3.56	3.56	3.56	3.30	3.37	3.89	3.79	3.69	3.64	3.54	3.56	3.57						
65	2.98	2.99	2.98	2.77	2.78	3.02	2.95	2.93	2.93	2.95	3.04	3.04						
70	2.31	2.33	2.34	2.12	2.41	2.48	2.44	2.41	2.40	2.39	2.44	2.41						
75	1.59	1.60	1.61	1.51	1.79	1.76	1.74	1.72	1.71	1.69	1.74	1.70						
80	0.96	0.97	0.98	0.88	1.14	1.12	1.12	1.10	1.08	1.08	1.12	1.08						
85	0.42	0.43	0.45	0.33	0.58	0.34	0.58	0.56	0.55	0.55	0.59	0.54						
90	0.00	0.00	0.00	0.00	0.00	0.00	0.00	0.00	0.00	0.00	0.00	0.00						
95	0.00	0.00	0.00	0.00	0.00	0.00	0.00	0.00	0.00	0.00	0.00	0.00						
100	0.00	0.00	0.00	0.00	0.00	0.00	0.00	0.00	0.00	0.00	0.00	0.00						
105	0.00	0.00	0.00	0.00	0.00	0.00	0.00	0.00	0.00	0.00	0.00	0.00						
110	0.00	0.00	0.00	0.00	0.00	0.00	0.00	0.00	0.00	0.00	0.00	0.00						
115	0.00	0.00	0.00	0.00	0.00	0.00	0.00	0.00	0.00	0.00	0.00	0.00						
120	0.00	0.00	0.00	0.00	0.00	0.00	0.00	0.00	0.00	0.00	0.00	0.00						
125	0.00	0.00	0.00	0.00	0.00	0.00	0.00	0.00	0.00	0.00	0.00	0.00						
130	0.00	0.00	0.00	0.00	0.00	0.00	0.00	0.00	0.00	0.00	0.00	0.00						
135	0.00	0.00	0.00	0.00	0.00	0.00	0.00	0.00	0.00	0.00	0.00	0.00						
140	0.00	0.00	0.00	0.00	0.00	0.00	0.00	0.00	0.00	0.00	0.00	0.00						
145	0.00	0.00	0.00	0.00	0.00	0.00	0.00	0.00	0.00	0.00	0.00	0.00						
150	0.00	0.00	0.00	0.00	0.00	0.00	0.00	0.00	0.00	0.00	0.00	0.00						
155	0.00	0.00	0.00	0.00	0.00	0.00	0.00	0.00	0.00	0.00	0.00	0.00						
160	0.00	0.00	0.00	0.00	0.00	0.00	0.00	0.00	0.00	0.00	0.00	0.00						
165	0.00	0.00	0.00	0.00	0.00	0.00	0.00	0.00	0.00	0.00	0.00	0.00						
170	0.00	0.00	0.00	0.00	0.00	0.00	0.00	0.00	0.00	0.00	0.00	0.00						
175	0.00	0.00	0.00	0.00	0.00	0.00	0.00	0.00	0.00	0.00	0.00	0.00						
180	0.00	0.00	0.00	0.00	0.00	0.00	0.00	0.00	0.00	0.00	0.00	0.00						

C Range: 0 - 360DEG
C Interval: 30.0DEG
Test Speed: HIGH
Temperature:25.3℃
Operators:zoe
Test Date:2025-7-03

Range: 0 - 180DEG
Interval: 1.0DEG
Test System:EVERFINE GO-SPEX500_V1 SYSTEM V2.00.461
Humidity:65.0%
Test Distance:3.160m [K=1.0000]
Remarks: LAMP:BXRH-30G10T0-G-83 Ra:90
LENS:PM-1084C 50R
DRIVER:PUP20A-1WMC 600mA

30minutes warm-up